



2017 Community Needs Questionnaire

Wednesday, July 05, 2017

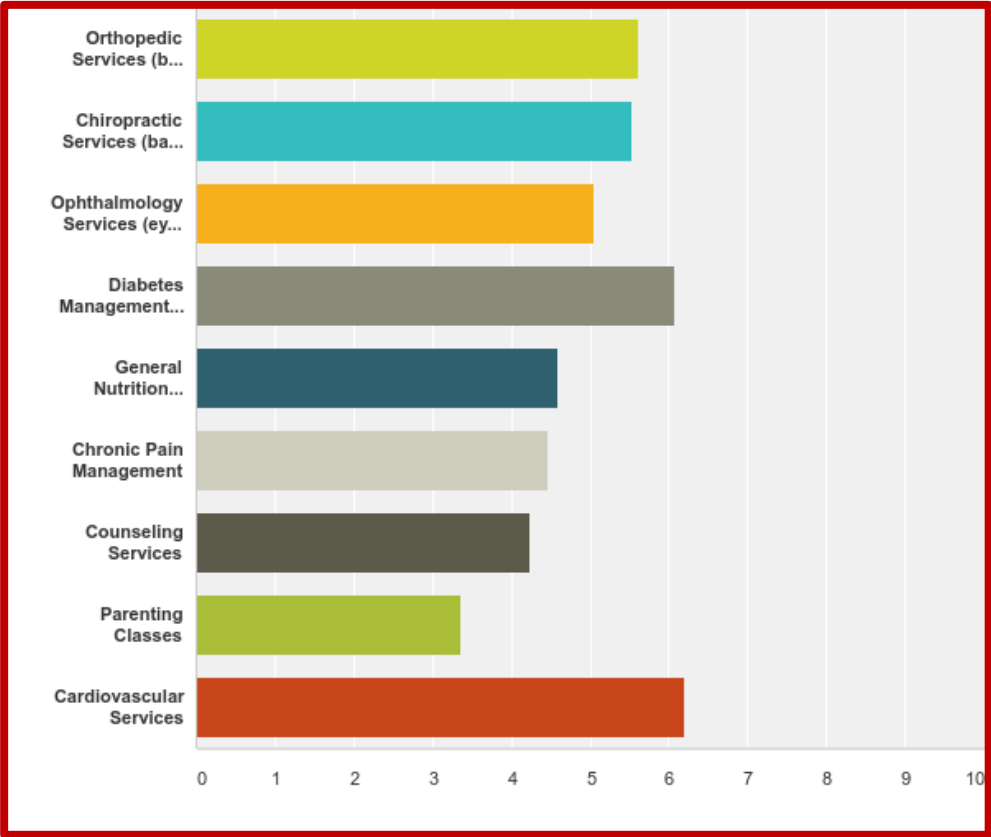
145

Total Responses

Date Created: Tuesday, June 20, 2017

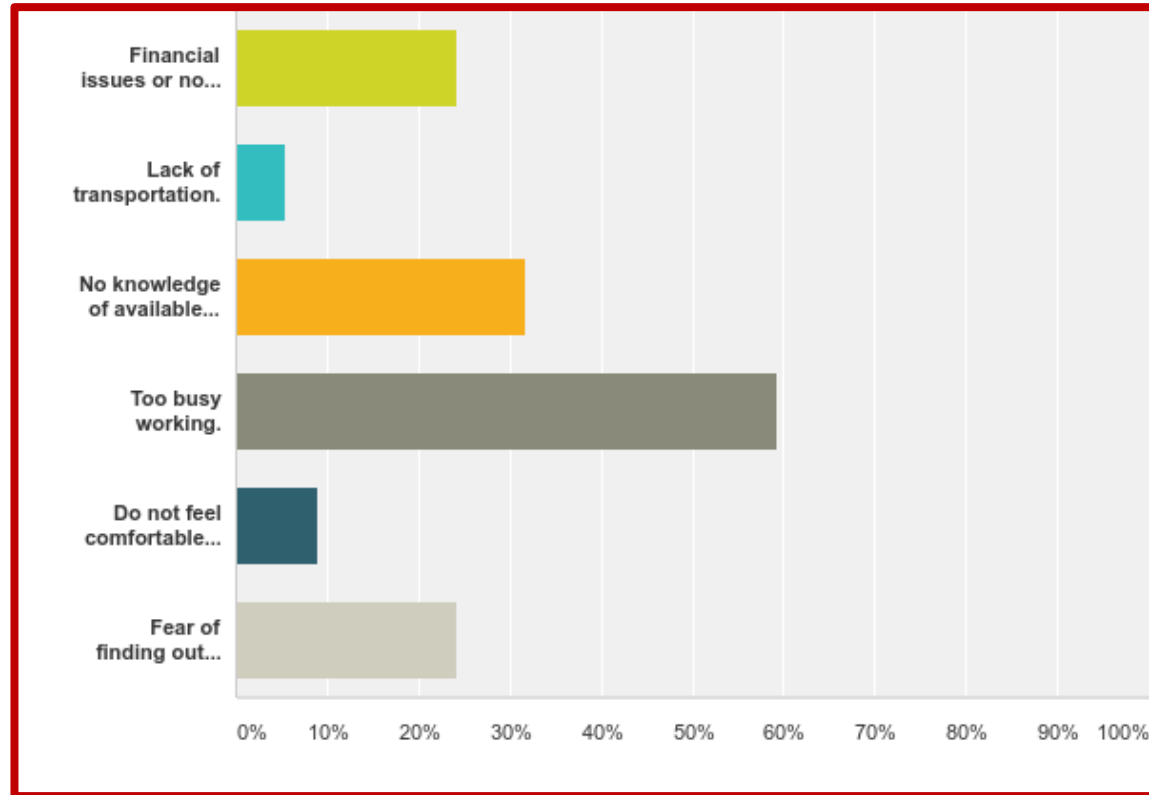
Complete Responses: 145

Q2: In your opinion, which of the following services are most needed in our community? (Please rank in order from 1-9, with 1 being the most needed, and 9 being the least)



	1	2	3	4	5	6	7	8	9	Total	Score
Orthopedic Services (bone and joint)	10.34% 15	15.86% 23	15.86% 23	12.41% 18	11.72% 17	14.48% 21	7.59% 11	4.14% 6	7.59% 11	145	5.61
Chiropractic Services (back and neck)	19.31% 28	13.79% 20	11.72% 17	7.59% 11	15.17% 22	4.83% 7	4.83% 7	9.66% 14	13.10% 19	145	5.54
Ophthalmology Services (eye and vision)	12.41% 18	10.34% 15	14.48% 21	5.52% 8	10.34% 15	11.72% 17	15.86% 23	10.34% 15	8.97% 13	145	5.05
Diabetes Management Services	18.62% 27	15.86% 23	13.79% 20	12.41% 18	13.10% 19	9.66% 14	9.66% 14	2.07% 3	4.83% 7	145	6.08
General Nutrition Education Programs	2.76% 4	11.72% 17	8.28% 12	12.41% 18	14.48% 21	13.79% 20	15.86% 23	13.10% 19	7.59% 11	145	4.60
Chronic Pain Management	2.76% 4	6.90% 10	9.66% 14	20.00% 29	11.72% 17	9.66% 14	13.79% 20	14.48% 21	11.03% 16	145	4.46
Counseling Services	5.52% 8	4.83% 7	11.72% 17	8.28% 12	9.66% 14	15.86% 23	13.79% 20	20.69% 30	9.66% 14	145	4.24
Parenting Classes	3.45% 5	4.14% 6	6.90% 10	6.21% 9	6.21% 9	10.34% 15	15.86% 23	19.31% 28	27.59% 40	145	3.36
Cardiovascular Services	25.53% 36	17.02% 24	7.80% 11	15.60% 22	7.80% 11	9.93% 14	2.84% 4	6.38% 9	7.09% 10	141	6.21

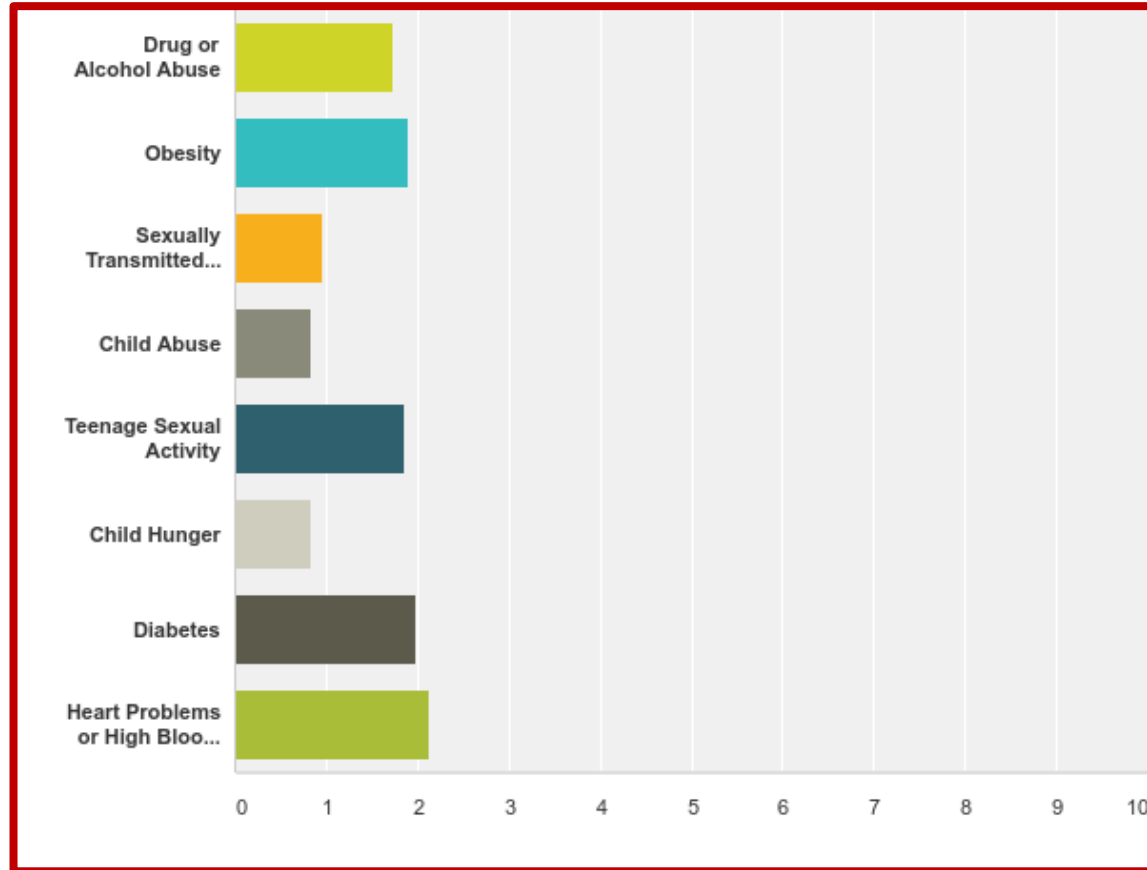
Q3: The following factors make it difficult for me to get the health care I need: (please check all that apply)



Q3: The following factors make it difficult for me to get the health care I need: (please check all that apply)

Answer Choices	Responses	
Financial issues or no insurance.	24.14%	35
Lack of transportation.	5.52%	8
No knowledge of available services.	31.72%	46
Too busy working.	59.31%	86
Do not feel comfortable with providers or staff.	8.97%	13
Fear of finding out medical conditions.	24.14%	35
Total Respondents: 145		

Q4: Please indicate the severity of these common health problems in our community:



Q4: Please indicate the severity of these common health problems in our community:

	Non-Issue	Mild	Moderate	Severe	Total	Weighted Average
Drug or Alcohol Abuse	11.03% 16	24.83% 36	44.14% 64	20.00% 29	145	1.73
Obesity	3.47% 5	20.83% 30	56.94% 82	18.75% 27	144	1.91
Sexually Transmitted Diseases	30.56% 44	44.44% 64	22.92% 33	2.08% 3	144	0.97
Child Abuse	37.93% 55	44.83% 65	13.79% 20	3.45% 5	145	0.83
Teenage Sexual Activity	13.10% 19	17.24% 25	40.69% 59	28.97% 42	145	1.86
Child Hunger	36.81% 53	46.53% 67	13.89% 20	2.78% 4	144	0.83
Diabetes	8.33% 12	18.06% 26	40.97% 59	32.64% 47	144	1.98
Heart Problems or High Blood Pressure	4.17% 6	18.75% 27	37.50% 54	39.58% 57	144	2.13

Q5: I agree with the following statements:

	No	Not Sure	Yes	(no label)	(no label)	Total
I feel that Rankin County Hospital District is trying to provide for the healthcare needs of my community.	0.00% 0	3.45% 5	95.86% 139	0.00% 0	0.69% 1	145
I am aware of the Indigent and Charity Care Policies that Rankin County Hospital District has in place to help low income families.	30.34% 44	23.45% 34	45.52% 66	0.00% 0	0.69% 1	145
I would consider attending educational workshops and trainings provided by Rankin County Hospital District if they addressed my health needs.	3.45% 5	20.00% 29	75.17% 109	0.69% 1	0.69% 1	145
I would consider taking part in programs that promoted physical activity.	1.38% 2	17.93% 26	79.31% 115	0.69% 1	0.69% 1	145